

Jogging de Gentinnes

11.44 km



| Pl. | Dossard | Nom Prénom | Club | M/F | Catég. | Temps | Vitesse | Allure | Points |
|-----------------|---------|--------------------------|----------------------|---------|--------------|-----------------|------------|-------------|--------|
| 11.44 km | | | | | | | | | |
| 1 | 1 | PAUL Romain | Jtp Blancs Gilets | M (1.) | H20-29 (1.) | 00:37:42 | 18,21 km/h | 3:17 min/km | 0,290 |
| 2 | 817 | DEMEULEMEESTER Guillaume | Training 7-Riwa | M (2.) | H30-39 (1.) | 00:38:31 | 17,82 km/h | 3:22 min/km | 0,580 |
| 3 | 3119 | DUPONT Francois | Trakks | M (3.) | H30-39 (2.) | 00:38:56 | 17,63 km/h | 3:24 min/km | 0,880 |
| 4 | 822 | VAN ESPEN Fabrice | Training 7-Riwa | M (4.) | H30-39 (3.) | 00:39:05 | 17,56 km/h | 3:25 min/km | 1,170 |
| 5 | 208 | MOUREAU Kevin | Team M&m's Power | M (5.) | H30-39 (4.) | 00:39:20 | 17,45 km/h | 3:26 min/km | 1,460 |
| 6 | 189 | HEUNINCK Alexandre | | M (6.) | H30-39 (5.) | 00:39:42 | 17,29 km/h | 3:28 min/km | 1,750 |
| 7 | 209 | MATTHYS Alexis | Team M&m's Power | M (7.) | H40-49 (1.) | 00:40:37 | 16,90 km/h | 3:33 min/km | 2,050 |
| 8 | 227 | MOUREAU Dorian | Team M&m's Power | M (8.) | H20-29 (2.) | 00:40:46 | 16,83 km/h | 3:33 min/km | 2,340 |
| 9 | 1486 | CLAUS Basile | Usbw | M (9.) | H15-19 (1.) | 00:41:16 | 16,63 km/h | 3:36 min/km | 2,630 |
| 10 | 1024 | VANDERBECK Yves | Jc Ronvau | M (10.) | H50-59 (1.) | 00:41:47 | 16,43 km/h | 3:39 min/km | 2,920 |
| 11 | 826 | VANDERSTRAETEN Patrick | Training 7-Riwa | M (11.) | H50-59 (2.) | 00:42:16 | 16,24 km/h | 3:41 min/km | 3,220 |
| 12 | 827 | VANDERSTRAETEN Kenzo | Training 7-Riwa | M (12.) | H20-29 (3.) | 00:42:17 | 16,24 km/h | 3:41 min/km | 3,510 |
| 13 | 3116 | WOU Fabrice | Foudre | M (13.) | H20-29 (4.) | 00:42:41 | 16,08 km/h | 3:43 min/km | 3,800 |
| 14 | 3076 | MEURENS Laurent | | M (14.) | H30-39 (6.) | 00:42:51 | 16,02 km/h | 3:44 min/km | 4,090 |
| 15 | 1492 | SNEESSENS Michael | Run Attitude | M (15.) | H30-39 (7.) | 00:43:09 | 15,91 km/h | 3:46 min/km | 4,390 |
| 16 | 3049 | GOUDEMANT Tom | Run Attitude | M (16.) | H20-29 (5.) | 00:43:09 | 15,91 km/h | 3:46 min/km | 4,680 |
| 17 | 1320 | FADOUH Taha | White Star | M (17.) | H50-59 (3.) | 00:43:41 | 15,71 km/h | 3:49 min/km | 4,970 |
| 18 | 3026 | DELMEE Gilles | | M (18.) | H30-39 (8.) | 00:44:29 | 15,43 km/h | 3:53 min/km | 5,260 |
| 19 | 217 | DERMIENS Olivier | Team M&m's Power | M (19.) | H50-59 (4.) | 00:45:11 | 15,19 km/h | 3:56 min/km | 5,560 |
| 20 | 265 | DI VINCENZO Pascal | James | M (20.) | H50-59 (5.) | 00:45:11 | 15,19 km/h | 3:57 min/km | 5,850 |
| 21 | 659 | COLLIGNON Thomas | Run Together Chastre | M (21.) | H30-39 (9.) | 00:45:32 | 15,08 km/h | 3:58 min/km | 6,140 |
| 22 | 1495 | DE COCKER Nicolas | Team M&m's Power | M (22.) | H20-29 (6.) | 00:45:39 | 15,03 km/h | 3:59 min/km | 6,430 |
| 23 | 363 | BAJA Mihai | Rcb | M (23.) | H40-49 (2.) | 00:45:41 | 15,02 km/h | 3:59 min/km | 6,730 |
| 24 | 1699 | WAUCQUEZ Juan | Team M&m's Power | M (24.) | H20-29 (7.) | 00:45:58 | 14,93 km/h | 4:01 min/km | 7,020 |
| 25 | 975 | SIMONET Bernard | Run Together Chastre | M (25.) | H60-69 (1.) | 00:46:06 | 14,89 km/h | 4:01 min/km | 7,310 |
| 26 | 1138 | SOENENS Kevin | Furalopers Tervuren | M (26.) | H40-49 (3.) | 00:46:43 | 14,69 km/h | 4:04 min/km | 7,600 |
| 27 | 3037 | DUCHESNE Jeremy | | M (27.) | H30-39 (10.) | 00:46:55 | 14,63 km/h | 4:06 min/km | 7,890 |
| 28 | 3148 | BOREUX Thomas | | M (28.) | H20-29 (8.) | 00:46:55 | 14,63 km/h | 4:06 min/km | 8,190 |
| 29 | 3115 | HENNAUX Loic | | M (29.) | H20-29 (9.) | 00:47:02 | 14,59 km/h | 4:06 min/km | 8,480 |
| 30 | 3028 | DESTOOP Peter | | M (30.) | H50-59 (6.) | 00:47:09 | 14,56 km/h | 4:07 min/km | 8,770 |
| 31 | 294 | STOCKMANS Francois | Rcb | M (31.) | H50-59 (7.) | 00:47:12 | 14,54 km/h | 4:07 min/km | 9,060 |
| 32 | 3082 | OTTAVIANI Ivan | | M (32.) | H30-39 (11.) | 00:47:30 | 14,45 km/h | 4:09 min/km | 9,360 |
| 33 | 1147 | VANDENBOSCH Geoffrey | Run Together Chastre | M (33.) | H40-49 (4.) | 00:47:30 | 14,45 km/h | 4:09 min/km | 9,650 |

Nombre de classés : 342

Nombre d'inscrits : 359

contact@goaltiming.be

www.goaltiming.be

1/11

Jogging de Gentinnes

11.44 km



| Pl. | Dossard | Nom Prénom | Club | M/F | Catég. | Temps | Vitesse | Allure | Points |
|-----|---------|----------------------|-------------------------|---------|--------------|----------|------------|-------------|--------|
| 34 | 413 | VANDERLINDEN Marc | Rcb | M (34.) | H60-69 (2.) | 00:47:34 | 14,43 km/h | 4:09 min/km | 9,940 |
| 35 | 3096 | THEYS Lucien | Fleu Athletisme | M (35.) | H60-69 (3.) | 00:47:41 | 14,39 km/h | 4:10 min/km | 10,230 |
| 36 | 893 | BODART Olivier | Cs Dyle Antilob | M (36.) | H50-59 (8.) | 00:47:53 | 14,34 km/h | 4:11 min/km | 10,530 |
| 37 | 1685 | FORREST Antoine | Run Together Chastre | M (37.) | H20-29 (10.) | 00:47:58 | 14,31 km/h | 4:11 min/km | 10,820 |
| 38 | 3041 | FOCANT Claudy | Abattoirs Anderlecht Sc | M (38.) | H30-39 (12.) | 00:48:12 | 14,24 km/h | 4:12 min/km | 11,110 |
| 39 | 1836 | COURTOY Maxim | | M (39.) | H30-39 (13.) | 00:48:14 | 14,23 km/h | 4:12 min/km | 11,400 |
| 40 | 1081 | GUSTIN Jerome | Run Attitude | M (40.) | H40-49 (5.) | 00:48:15 | 14,22 km/h | 4:13 min/km | 11,700 |
| 41 | 3001 | ALBERT Mika | Run Attitude | M (41.) | H30-39 (14.) | 00:48:16 | 14,22 km/h | 4:13 min/km | 11,990 |
| 42 | 279 | SCHREURS Sebastien | Gtc | M (42.) | H40-49 (6.) | 00:48:21 | 14,20 km/h | 4:13 min/km | 12,280 |
| 43 | 510 | GALLE Antonin | Je Cours A Incourt | M (43.) | H20-29 (11.) | 00:48:27 | 14,17 km/h | 4:14 min/km | 12,570 |
| 44 | 120 | COUTELLIER Frederic | Born To Run | M (44.) | H40-49 (7.) | 00:48:27 | 14,17 km/h | 4:14 min/km | 12,870 |
| 45 | 3079 | MOYAUX Arnold | Goldenboy | M (45.) | H20-29 (12.) | 00:48:46 | 14,08 km/h | 4:15 min/km | 13,160 |
| 46 | 3122 | HOUDMONT Basil | Thitem | M (46.) | H20-29 (13.) | 00:48:57 | 14,02 km/h | 4:16 min/km | 13,450 |
| 47 | 884 | CASTIAU Laurent | Rcabw | M (47.) | H40-49 (8.) | 00:49:04 | 13,99 km/h | 4:17 min/km | 13,740 |
| 48 | 3086 | PHILIPPART Francois | | M (48.) | H40-49 (9.) | 00:49:15 | 13,94 km/h | 4:18 min/km | 14,040 |
| 49 | 310 | LEPLAE Charles | Les Pa | M (49.) | H40-49 (10.) | 00:49:16 | 13,93 km/h | 4:18 min/km | 14,330 |
| 50 | 452 | PAELEMAN Philippe | Riwa | M (50.) | H50-59 (9.) | 00:49:27 | 13,88 km/h | 4:19 min/km | 14,620 |
| 51 | 1473 | GILLOT Gaelle | | F (1.) | F30-39 (1.) | 00:49:31 | 13,86 km/h | 4:19 min/km | 14,910 |
| 52 | 1022 | DELMAY Alexis | | M (51.) | H20-29 (14.) | 00:49:33 | 13,85 km/h | 4:19 min/km | 15,200 |
| 53 | 3097 | TIMMERMANS Thomas | | M (52.) | H40-49 (11.) | 00:49:41 | 13,82 km/h | 4:20 min/km | 15,500 |
| 54 | 1614 | VANHOEGARDEN Thierry | Runnin'grez | M (53.) | H30-39 (15.) | 00:49:55 | 13,75 km/h | 4:21 min/km | 15,790 |
| 55 | 1557 | GODEFRIDI Isabelle | Training 7-Riwa | F (2.) | F20-29 (1.) | 00:50:06 | 13,70 km/h | 4:22 min/km | 16,080 |
| 56 | 3089 | ROUCOURT Louis | | M (54.) | H20-29 (15.) | 00:50:12 | 13,68 km/h | 4:23 min/km | 16,370 |
| 57 | 1180 | MASSART Olivier | Non | M (55.) | H50-59 (10.) | 00:50:37 | 13,56 km/h | 4:25 min/km | 16,670 |
| 58 | 1845 | LUYCKFASSEEL Yann | | M (56.) | H40-49 (12.) | 00:50:44 | 13,53 km/h | 4:26 min/km | 16,960 |
| 59 | 3123 | RENIER Sebastien | | M (57.) | H20-29 (16.) | 00:50:51 | 13,50 km/h | 4:26 min/km | 17,250 |
| 60 | 1462 | SEGUY Denis | Enjambee | M (58.) | H50-59 (11.) | 00:50:54 | 13,49 km/h | 4:26 min/km | 17,540 |
| 61 | 1617 | VERSCHUEREN Eddy | Ironteam | M (59.) | H50-59 (12.) | 00:51:07 | 13,43 km/h | 4:28 min/km | 17,840 |
| 62 | 3124 | LISMAN Quentin | | M (60.) | H20-29 (17.) | 00:51:14 | 13,40 km/h | 4:28 min/km | 18,130 |
| 63 | 1170 | VANDERPERREN Cedric | | M (61.) | H50-59 (13.) | 00:51:31 | 13,32 km/h | 4:30 min/km | 18,420 |
| 64 | 3071 | MARCQ Christopher | | M (62.) | H30-39 (16.) | 00:51:33 | 13,31 km/h | 4:30 min/km | 18,710 |
| 65 | 165 | NOULARD Olivier | Je Cours A Incourt | M (63.) | H30-39 (17.) | 00:51:48 | 13,25 km/h | 4:31 min/km | 19,010 |
| 66 | 355 | VAN POUCKE Jose | | M (64.) | H60-69 (4.) | 00:51:51 | 13,24 km/h | 4:31 min/km | 19,300 |
| 67 | 1870 | DE GANCK Louis | | M (65.) | H20-29 (18.) | 00:52:07 | 13,17 km/h | 4:33 min/km | 19,590 |
| 68 | 1179 | LAUREYS Pierre | Antilob | M (66.) | H60-69 (5.) | 00:52:09 | 13,16 km/h | 4:33 min/km | 19,880 |

Nombre de classés : 342

Nombre d'inscrits : 359

contact@goaltiming.be

www.goaltiming.be

2/11

Jogging de Gentinnes

11.44 km



| Pl. | Dossard | Nom Prénom | Club | M/F | Catég. | Temps | Vitesse | Allure | Points |
|-----|---------|---------------------------|---------------------|---------|--------------|----------|------------|-------------|--------|
| 69 | 3066 | LIPNIK Eleonore | Gazelle Du Dimanche | F (3.) | F30-39 (2.) | 00:52:16 | 13,13 km/h | 4:34 min/km | 20,180 |
| 70 | 3144 | NICOLAS Denys | | M (67.) | H40-49 (13.) | 00:52:21 | 13,11 km/h | 4:34 min/km | 20,470 |
| 71 | 129 | CHAMPAGNE Jean-Christophe | Je Cours A Incourt | M (68.) | H40-49 (14.) | 00:52:24 | 13,10 km/h | 4:34 min/km | 20,760 |
| 72 | 1831 | STORM Jean-Paul | | M (69.) | H50-59 (14.) | 00:52:31 | 13,07 km/h | 4:35 min/km | 21,050 |
| 73 | 3111 | BEGHIN Jeremie | Ttb | M (70.) | H20-29 (19.) | 00:52:42 | 13,03 km/h | 4:36 min/km | 21,350 |
| 74 | 843 | KENNIS Marc | Joggans | M (71.) | H50-59 (15.) | 00:52:49 | 13,00 km/h | 4:37 min/km | 21,640 |
| 75 | 3084 | PEIGNOIS Thomas | | M (72.) | H20-29 (20.) | 00:52:50 | 12,99 km/h | 4:37 min/km | 21,930 |
| 76 | 3117 | DEXTERS Jonathan | | M (73.) | H30-39 (18.) | 00:52:58 | 12,96 km/h | 4:37 min/km | 22,220 |
| 77 | 147 | GOFFOY Larry | | M (74.) | H40-49 (15.) | 00:53:01 | 12,95 km/h | 4:38 min/km | 22,510 |
| 78 | 3038 | ELLEBOUDT Catherine | Trakks | F (4.) | F40-49 (1.) | 00:53:04 | 12,94 km/h | 4:38 min/km | 22,810 |
| 79 | 3090 | RUYSSEN Jerome | Stimulus | M (75.) | H40-49 (16.) | 00:53:05 | 12,93 km/h | 4:38 min/km | 23,100 |
| 80 | 3131 | RENTMEESTERS Laurent | | M (76.) | H40-49 (17.) | 00:53:10 | 12,91 km/h | 4:38 min/km | 23,390 |
| 81 | 281 | PALATE Fabian | | M (77.) | H50-59 (16.) | 00:53:13 | 12,90 km/h | 4:39 min/km | 23,680 |
| 82 | 3016 | CORBISIER Emmanuel | Manu's Girls | M (78.) | H30-39 (19.) | 00:53:23 | 12,86 km/h | 4:39 min/km | 23,980 |
| 83 | 3104 | WINDERICKX Aline | Manu's Girls | F (5.) | HCF (1.) | 00:53:24 | 12,85 km/h | 4:40 min/km | 24,270 |
| 84 | 724 | MELCHIOR Maxime | | M (79.) | H40-49 (18.) | 00:53:25 | 12,85 km/h | 4:40 min/km | 24,560 |
| 85 | 3125 | CLERBOIS Sebastien | | M (80.) | H40-49 (19.) | 00:53:39 | 12,80 km/h | 4:41 min/km | 24,850 |
| 86 | 429 | CHARLOTEAUX Nicolas | | M (81.) | H40-49 (20.) | 00:53:40 | 12,79 km/h | 4:41 min/km | 25,150 |
| 87 | 246 | DUBOIS Vincent | Training 7-Riwa | M (82.) | H50-59 (17.) | 00:53:42 | 12,78 km/h | 4:41 min/km | 25,440 |
| 88 | 3055 | HOOFD Catherine | | F (6.) | F30-39 (3.) | 00:53:45 | 12,77 km/h | 4:41 min/km | 25,730 |
| 89 | 195 | KIN Laurence | James | F (7.) | F50-59 (1.) | 00:53:46 | 12,77 km/h | 4:42 min/km | 26,020 |
| 90 | 1339 | WILLEMS Alain | | M (83.) | H60-69 (6.) | 00:54:37 | 12,57 km/h | 4:46 min/km | 26,320 |
| 91 | 1378 | AMMARI Mouloud | James | M (84.) | H40-49 (21.) | 00:55:00 | 12,48 km/h | 4:48 min/km | 26,610 |
| 92 | 3092 | SIMON Marine | | F (8.) | F20-29 (2.) | 00:55:04 | 12,47 km/h | 4:48 min/km | 26,900 |
| 93 | 293 | LAMOTTE Jonathan | Usbw | M (85.) | H40-49 (22.) | 00:55:06 | 12,46 km/h | 4:48 min/km | 27,190 |
| 94 | 1429 | BRASSART Marcus | Trikv | M (86.) | H50-59 (18.) | 00:55:06 | 12,46 km/h | 4:48 min/km | 27,490 |
| 95 | 3102 | WIERTZ Nathan | | M (87.) | H20-29 (21.) | 00:55:11 | 12,44 km/h | 4:49 min/km | 27,780 |
| 96 | 3120 | ANNOYE Fabrice | | M (88.) | H40-49 (23.) | 00:55:11 | 12,44 km/h | 4:49 min/km | 28,070 |
| 97 | 3132 | GUILLERM David | Jett | M (89.) | H40-49 (24.) | 00:55:19 | 12,41 km/h | 4:50 min/km | 28,360 |
| 98 | 3100 | VANPEE Ludovic | | M (90.) | H20-29 (22.) | 00:55:27 | 12,38 km/h | 4:50 min/km | 28,660 |
| 99 | 1832 | CUTHBERT Dominic | | M (91.) | H40-49 (25.) | 00:55:29 | 12,37 km/h | 4:50 min/km | 28,950 |
| 100 | 513 | MICHEL Patrick | | M (92.) | H50-59 (19.) | 00:55:33 | 12,36 km/h | 4:51 min/km | 29,240 |
| 101 | 3087 | PILATE Vincent | Nac | M (93.) | H40-49 (26.) | 00:55:39 | 12,33 km/h | 4:51 min/km | 29,530 |
| 102 | 1760 | GILLAIN Alain | Axa Team | M (94.) | H50-59 (20.) | 00:55:46 | 12,31 km/h | 4:52 min/km | 29,820 |
| 103 | 3019 | DARCHEVILLE Leopold | Stico | M (95.) | H30-39 (20.) | 00:55:56 | 12,27 km/h | 4:53 min/km | 30,120 |

Nombre de classés : 342

Nombre d'inscrits : 359

contact@goaltiming.be

www.goaltiming.be

3/11

Jogging de Gentinnes

11.44 km



| Pl. | Dossard | Nom Prénom | Club | M/F | Catég. | Temps | Vitesse | Allure | Points |
|-----|---------|------------------------|-----------------|----------|--------------|----------|------------|-------------|--------|
| 104 | 1016 | BALTHAZARD Johnny | Nac | M (96.) | H60-69 (7.) | 00:55:58 | 12,26 km/h | 4:53 min/km | 30,410 |
| 105 | 3137 | GUERY Alan | | M (97.) | H40-49 (27.) | 00:56:18 | 12,19 km/h | 4:55 min/km | 30,700 |
| 106 | 3065 | LIMAUGE Sophie | | F (9.) | F20-29 (3.) | 00:56:23 | 12,17 km/h | 4:55 min/km | 30,990 |
| 107 | 3021 | DE FOY Adrien | | M (98.) | H20-29 (23.) | 00:56:23 | 12,17 km/h | 4:55 min/km | 31,290 |
| 108 | 3074 | MASCIA Aldo | N/a | M (99.) | H30-39 (21.) | 00:56:28 | 12,16 km/h | 4:56 min/km | 31,580 |
| 109 | 3005 | AUTHOM Jerome | | M (100.) | H30-39 (22.) | 00:56:28 | 12,16 km/h | 4:56 min/km | 31,870 |
| 110 | 3046 | GOETYNCK Gregori | | M (101.) | H20-29 (24.) | 00:56:33 | 12,14 km/h | 4:56 min/km | 32,160 |
| 111 | 3034 | DOLLET Pierre | Gal | M (102.) | H30-39 (23.) | 00:56:49 | 12,08 km/h | 4:57 min/km | 32,460 |
| 112 | 3128 | EVILARD Theo | | M (103.) | H15-19 (2.) | 00:56:50 | 12,08 km/h | 4:58 min/km | 32,750 |
| 113 | 3081 | OFFERGELD Jonas | Ynra | M (104.) | H30-39 (24.) | 00:56:57 | 12,05 km/h | 4:58 min/km | 33,040 |
| 114 | 1436 | VERHOEVEN Christian | | M (105.) | H40-49 (28.) | 00:57:13 | 12,00 km/h | 5:00 min/km | 33,330 |
| 115 | 3025 | DELMAY Daniel | | M (106.) | H50-59 (21.) | 00:57:15 | 11,99 km/h | 5:00 min/km | 33,630 |
| 116 | 399 | POTTY Laurent | Rcb | M (107.) | H40-49 (29.) | 00:57:16 | 11,99 km/h | 5:00 min/km | 33,920 |
| 117 | 196 | SOSMAN Eddy | Nac | M (108.) | H50-59 (22.) | 00:57:17 | 11,98 km/h | 5:00 min/km | 34,210 |
| 118 | 194 | VERVLOESEM Xavier | Tou'sport1 | M (109.) | H50-59 (23.) | 00:57:19 | 11,97 km/h | 5:00 min/km | 34,500 |
| 119 | 193 | MENU Eric | Tou'sport1 | M (110.) | H50-59 (24.) | 00:57:20 | 11,97 km/h | 5:00 min/km | 34,800 |
| 120 | 1609 | CAIRA Sergio | Neant | M (111.) | H50-59 (25.) | 00:57:25 | 11,96 km/h | 5:01 min/km | 35,090 |
| 121 | 1676 | MORRIS James | | M (112.) | H30-39 (25.) | 00:57:26 | 11,95 km/h | 5:01 min/km | 35,380 |
| 122 | 1703 | CUMPS Dominique | Furalopers | M (113.) | H60-69 (8.) | 00:57:49 | 11,87 km/h | 5:03 min/km | 35,670 |
| 123 | 3112 | NGUYEN Christophe | | M (114.) | H40-49 (30.) | 00:57:50 | 11,87 km/h | 5:03 min/km | 35,960 |
| 124 | 1505 | ROBIN Alex | Jcpmf Braine | M (115.) | H50-59 (26.) | 00:57:52 | 11,86 km/h | 5:03 min/km | 36,260 |
| 125 | 1385 | GILLET Gregory | | M (116.) | H30-39 (26.) | 00:57:56 | 11,85 km/h | 5:03 min/km | 36,550 |
| 126 | 3031 | DIERICKX Philippe | | M (117.) | H40-49 (31.) | 00:58:05 | 11,82 km/h | 5:04 min/km | 36,840 |
| 127 | 124 | VAN BAMIS Claude | | M (118.) | H60-69 (9.) | 00:58:14 | 11,79 km/h | 5:05 min/km | 37,130 |
| 128 | 1615 | D'ANGELO Amerino | Zatac Charleroi | M (119.) | H60-69 (10.) | 00:58:22 | 11,76 km/h | 5:06 min/km | 37,430 |
| 129 | 804 | DEGROOTE Nicolaas | Nac | M (120.) | H40-49 (32.) | 00:58:23 | 11,76 km/h | 5:06 min/km | 37,720 |
| 130 | 885 | DEBELLE Florence | Gtc | F (10.) | F50-59 (2.) | 00:58:31 | 11,73 km/h | 5:06 min/km | 38,010 |
| 131 | 1834 | MOURMAUX Jean-Francois | Axa Team | M (121.) | H60-69 (11.) | 00:58:31 | 11,73 km/h | 5:06 min/km | 38,300 |
| 132 | 1833 | MATHIEU Michel | | M (122.) | H60-69 (12.) | 00:58:37 | 11,71 km/h | 5:07 min/km | 38,600 |
| 133 | 726 | MIDDEL Ine | Roba | F (11.) | F60-69 (1.) | 00:58:37 | 11,71 km/h | 5:07 min/km | 38,890 |
| 134 | 654 | LISSENS Daniel | Kapsalon Luc | M (123.) | H70 & + (1.) | 00:58:38 | 11,71 km/h | 5:07 min/km | 39,180 |
| 135 | 1271 | FANG Xin | | F (12.) | F40-49 (2.) | 00:58:43 | 11,69 km/h | 5:07 min/km | 39,470 |
| 136 | 3099 | VANHOUCHE Didier | Ynra Chastre | M (124.) | H40-49 (33.) | 00:58:43 | 11,69 km/h | 5:07 min/km | 39,770 |
| 137 | 3052 | HAROU Olivier | | M (125.) | H50-59 (27.) | 00:58:53 | 11,66 km/h | 5:08 min/km | 40,060 |
| 138 | 1270 | FRISQUET Frederic | | M (126.) | H40-49 (34.) | 00:59:02 | 11,63 km/h | 5:09 min/km | 40,350 |

Nombre de classés : 342

Nombre d'inscrits : 359

contact@goaltiming.be

www.goaltiming.be

4/11

Jogging de Gentinnes

11.44 km



| Pl. | Dossard | Nom Prénom | Club | M/F | Catég. | Temps | Vitesse | Allure | Points |
|-----|---------|------------------------------|------------------------|----------|--------------|----------|------------|-------------|--------|
| 139 | 728 | BILLEN Pierre | | M (127.) | H50-59 (28.) | 00:59:09 | 11,61 km/h | 5:10 min/km | 40,640 |
| 140 | 3070 | MALCOURANT Keevin | Team Phaco | M (128.) | H40-49 (35.) | 00:59:15 | 11,59 km/h | 5:10 min/km | 40,940 |
| 141 | 3098 | VANDENDORPE Joseph | Pitchouli Running Club | M (129.) | H30-39 (27.) | 00:59:17 | 11,58 km/h | 5:10 min/km | 41,230 |
| 142 | 50 | LESNE Didier | Ldlv | M (130.) | H50-59 (29.) | 00:59:21 | 11,57 km/h | 5:11 min/km | 41,520 |
| 143 | 3043 | GERARD Cedric | | M (131.) | H40-49 (36.) | 00:59:25 | 11,55 km/h | 5:11 min/km | 41,810 |
| 144 | 3047 | GOFFAUX Martin | | M (132.) | H20-29 (25.) | 00:59:25 | 11,55 km/h | 5:11 min/km | 42,110 |
| 145 | 1493 | VAN NUFFEL Aurelie | James | F (13.) | F30-39 (4.) | 00:59:26 | 11,55 km/h | 5:11 min/km | 42,400 |
| 146 | 3088 | PLENNEVAUX Amelie | | F (14.) | F20-29 (4.) | 00:59:27 | 11,55 km/h | 5:11 min/km | 42,690 |
| 147 | 582 | BULPA Andre | Jcpmf Msg | M (133.) | H60-69 (13.) | 00:59:30 | 11,54 km/h | 5:12 min/km | 42,980 |
| 148 | 3108 | KHONEN Meuron | Biotrail | M (134.) | H50-59 (30.) | 00:59:43 | 11,50 km/h | 5:13 min/km | 43,270 |
| 149 | 3059 | LEJEUNE Cedric | Biotrail | M (135.) | H50-59 (31.) | 00:59:43 | 11,49 km/h | 5:13 min/km | 43,570 |
| 150 | 317 | DE BOCK Philip | James | M (136.) | H50-59 (32.) | 01:00:00 | 11,44 km/h | 5:14 min/km | 43,860 |
| 151 | 7 | TITART Paul | Rcb | M (137.) | H60-69 (14.) | 01:00:09 | 11,41 km/h | 5:15 min/km | 44,150 |
| 152 | 3113 | NGUYEN Maxime | | M (138.) | H15-19 (3.) | 01:00:28 | 11,35 km/h | 5:17 min/km | 44,440 |
| 153 | 1638 | VAN DROOGHENBROECK Sebastien | James | M (139.) | H40-49 (37.) | 01:00:29 | 11,35 km/h | 5:17 min/km | 44,740 |
| 154 | 634 | MICHEL Camille | | F (15.) | F20-29 (5.) | 01:00:31 | 11,34 km/h | 5:17 min/km | 45,030 |
| 155 | 869 | CAUDRON Noemie | Rcabw | F (16.) | F20-29 (6.) | 01:00:31 | 11,34 km/h | 5:17 min/km | 45,320 |
| 156 | 3078 | MOREELS Martin | | M (140.) | H20-29 (26.) | 01:00:32 | 11,34 km/h | 5:17 min/km | 45,610 |
| 157 | 725 | MAUS Jan | Roba | M (141.) | H60-69 (15.) | 01:00:37 | 11,32 km/h | 5:17 min/km | 45,910 |
| 158 | 3045 | GILSON Marc | | M (142.) | H50-59 (33.) | 01:00:44 | 11,30 km/h | 5:18 min/km | 46,200 |
| 159 | 3035 | DUBOIS Jeremie | | M (143.) | H30-39 (28.) | 01:00:45 | 11,30 km/h | 5:18 min/km | 46,490 |
| 160 | 3018 | CROCHELET Sarah | | F (17.) | F20-29 (7.) | 01:00:47 | 11,29 km/h | 5:18 min/km | 46,780 |
| 161 | 1854 | SABLON Roland | Axa Team | M (144.) | H50-59 (34.) | 01:00:50 | 11,28 km/h | 5:19 min/km | 47,080 |
| 162 | 3141 | AMOND Laurent | Run Together Chastre | M (145.) | H50-59 (35.) | 01:00:52 | 11,28 km/h | 5:19 min/km | 47,370 |
| 163 | 3130 | GILLARDIN Mathieu | | M (146.) | H70 & + (2.) | 01:00:59 | 11,26 km/h | 5:19 min/km | 47,660 |
| 164 | 244 | DE PRINS Jean-Francois | Training 7-Riwa | M (147.) | H20-29 (27.) | 01:01:04 | 11,24 km/h | 5:20 min/km | 47,950 |
| 165 | 960 | DECAMPS Eric | Esm | M (148.) | H50-59 (36.) | 01:01:17 | 11,20 km/h | 5:21 min/km | 48,250 |
| 166 | 633 | HABARY David | | M (149.) | H40-49 (38.) | 01:01:18 | 11,20 km/h | 5:21 min/km | 48,540 |
| 167 | 656 | TIELEMANS Philippe | Les Sangliers | M (150.) | H60-69 (16.) | 01:01:23 | 11,18 km/h | 5:21 min/km | 48,830 |
| 168 | 348 | LAURENT Luc | Jtp Blancs Gilets | M (151.) | H50-59 (37.) | 01:01:40 | 11,13 km/h | 5:23 min/km | 49,120 |
| 169 | 3012 | CLEPPE Vincent | Uac | M (152.) | H50-59 (38.) | 01:01:44 | 11,12 km/h | 5:23 min/km | 49,420 |
| 170 | 3142 | HOUSSAINI Matteo | | M (153.) | H15-19 (4.) | 01:01:47 | 11,11 km/h | 5:24 min/km | 49,710 |
| 171 | 492 | VAN DESSEL Jean-Paul | Usbw | M (154.) | H50-59 (39.) | 01:01:48 | 11,11 km/h | 5:24 min/km | 50,000 |
| 172 | 235 | DE LEENER Jean-Marie | Nac | M (155.) | H60-69 (17.) | 01:01:49 | 11,11 km/h | 5:24 min/km | 50,290 |
| 173 | 300 | MAGOTTE Olivier | James | M (156.) | H50-59 (40.) | 01:01:49 | 11,10 km/h | 5:24 min/km | 50,580 |

Nombre de classés : 342

Nombre d'inscrits : 359

contact@goaltiming.be

www.goaltiming.be

5/11

Jogging de Gentinnes

11.44 km



| Pl. | Dossard | Nom Prénom | Club | M/F | Catég. | Temps | Vitesse | Allure | Points |
|-----|---------|--------------------------|------------------------------|----------|--------------|----------|------------|-------------|--------|
| 174 | 1467 | SAND Jerome | Cepal | M (157.) | H30-39 (29.) | 01:01:57 | 11,08 km/h | 5:24 min/km | 50,880 |
| 175 | 1422 | SCOUBE Nanou | Tkv | F (18.) | F50-59 (3.) | 01:02:05 | 11,06 km/h | 5:25 min/km | 51,170 |
| 176 | 233 | BRAHAM Jean | James | M (158.) | H70 & + (3.) | 01:02:07 | 11,05 km/h | 5:25 min/km | 51,460 |
| 177 | 1014 | HOBART Agnes | Jc Ronvau | F (19.) | F50-59 (4.) | 01:02:13 | 11,03 km/h | 5:26 min/km | 51,750 |
| 178 | 1015 | SOMMEREYNS Philippe | Jc Ronvau | M (159.) | H50-59 (41.) | 01:02:14 | 11,03 km/h | 5:26 min/km | 52,050 |
| 179 | 1153 | DE VISSCHER Patrick | James | M (160.) | H50-59 (42.) | 01:02:20 | 11,01 km/h | 5:26 min/km | 52,340 |
| 180 | 900 | GODEFRIDI Thierry | Marathonien-Coeur-Esprit.com | M (161.) | H70 & + (4.) | 01:02:25 | 11,00 km/h | 5:27 min/km | 52,630 |
| 181 | 3 | PIQUARD Ben | James | M (162.) | H50-59 (43.) | 01:02:30 | 10,98 km/h | 5:27 min/km | 52,920 |
| 182 | 1658 | BEL Stephane | Ynra | M (163.) | H50-59 (44.) | 01:02:30 | 10,98 km/h | 5:27 min/km | 53,220 |
| 183 | 188 | COOLS Christian | James | M (164.) | H60-69 (18.) | 01:02:35 | 10,97 km/h | 5:28 min/km | 53,510 |
| 184 | 1497 | SPIESSENS Johan | Hwj Hoegaarden | M (165.) | H50-59 (45.) | 01:02:41 | 10,95 km/h | 5:28 min/km | 53,800 |
| 185 | 1518 | PIRSON Amelie | | F (20.) | F40-49 (3.) | 01:02:43 | 10,95 km/h | 5:28 min/km | 54,090 |
| 186 | 1647 | COOREMAN Christophe | | M (166.) | H50-59 (46.) | 01:02:43 | 10,94 km/h | 5:28 min/km | 54,390 |
| 187 | 506 | MACHADO Antonio | Jc Ronvau | M (167.) | H70 & + (5.) | 01:02:52 | 10,92 km/h | 5:29 min/km | 54,680 |
| 188 | 3129 | MOERMAN Freddy | | M (168.) | H60-69 (19.) | 01:02:55 | 10,91 km/h | 5:30 min/km | 54,970 |
| 189 | 1017 | CATOUL Caroline | Jcpmf | F (21.) | F40-49 (4.) | 01:02:59 | 10,90 km/h | 5:30 min/km | 55,260 |
| 190 | 3022 | DE GREEF Francis | | M (169.) | H40-49 (39.) | 01:03:19 | 10,84 km/h | 5:32 min/km | 55,560 |
| 191 | 571 | BARBIER Yves | Usbw | M (170.) | H60-69 (20.) | 01:03:27 | 10,82 km/h | 5:32 min/km | 55,850 |
| 192 | 205 | COLASSE Didier | | M (171.) | H50-59 (47.) | 01:03:43 | 10,77 km/h | 5:34 min/km | 56,140 |
| 193 | 802 | NGUYEN Emilie | | F (22.) | F30-39 (5.) | 01:03:43 | 10,77 km/h | 5:34 min/km | 56,430 |
| 194 | 959 | DE WULF Luc | Esm | M (172.) | H60-69 (21.) | 01:04:07 | 10,71 km/h | 5:36 min/km | 56,730 |
| 195 | 1639 | BUISSIN Sarah | Runnin'grez | F (23.) | F20-29 (8.) | 01:04:13 | 10,69 km/h | 5:36 min/km | 57,020 |
| 196 | 631 | ALAIME Aurelie | Zonien Athletics Team | F (24.) | F40-49 (5.) | 01:04:15 | 10,68 km/h | 5:36 min/km | 57,310 |
| 197 | 3139 | LIEGEOIS Nathalie | Run Together Chastre | F (25.) | F50-59 (5.) | 01:04:19 | 10,67 km/h | 5:37 min/km | 57,600 |
| 198 | 537 | FEYS Maurice | Run Together Chastre | M (173.) | H60-69 (22.) | 01:04:24 | 10,66 km/h | 5:37 min/km | 57,890 |
| 199 | 968 | KEIMEUL Catherine | Ros | F (26.) | F50-59 (6.) | 01:04:24 | 10,66 km/h | 5:37 min/km | 58,190 |
| 200 | 3146 | GERARD Emmanuelle | | F (27.) | F50-59 (7.) | 01:04:25 | 10,66 km/h | 5:37 min/km | 58,480 |
| 201 | 49 | VAN CRAENENBROECK Pascal | Ldlv | M (174.) | H50-59 (48.) | 01:04:27 | 10,65 km/h | 5:38 min/km | 58,770 |
| 202 | 1403 | DURY Michel | Run Together Chastre | M (175.) | H50-59 (49.) | 01:04:35 | 10,63 km/h | 5:38 min/km | 59,060 |
| 203 | 955 | GALVEZ RUIZ Michael | Les Zamis | M (176.) | H40-49 (40.) | 01:04:44 | 10,60 km/h | 5:39 min/km | 59,360 |
| 204 | 3147 | JANSSENS Frederic | | M (177.) | H40-49 (41.) | 01:04:47 | 10,59 km/h | 5:39 min/km | 59,650 |
| 205 | 757 | COTTIN Denis | Les Sangliers | M (178.) | H50-59 (50.) | 01:04:48 | 10,59 km/h | 5:39 min/km | 59,940 |
| 206 | 3121 | GERARD Alain | Rcb | M (179.) | H50-59 (51.) | 01:04:52 | 10,58 km/h | 5:40 min/km | 60,230 |
| 207 | 65 | DANCETTE Elodie | Cepal | F (28.) | F30-39 (6.) | 01:04:52 | 10,58 km/h | 5:40 min/km | 60,530 |
| 208 | 238 | GROSSEN Rolande | Tendons Detendus | F (29.) | F70 & + (1.) | 01:04:52 | 10,58 km/h | 5:40 min/km | 60,820 |

Nombre de classés : 342

Nombre d'inscrits : 359

contact@goaltiming.be

www.goaltiming.be

6/11

Jogging de Gentinnes

11.44 km



| Pl. | Dossard | Nom Prénom | Club | M/F | Catég. | Temps | Vitesse | Allure | Points |
|-----|---------|---------------------------|--------------------|----------|--------------|----------|------------|-------------|--------|
| 209 | 1404 | VAN NOPPEN Julien | | M (180.) | H30-39 (30.) | 01:04:54 | 10,58 km/h | 5:40 min/km | 61,110 |
| 210 | 219 | DERMIENS-CLARYS Angelique | Jcpmf Msg | F (30.) | F50-59 (8.) | 01:04:57 | 10,57 km/h | 5:40 min/km | 61,400 |
| 211 | 1729 | BUIS Emmanuel | | M (181.) | H40-49 (42.) | 01:05:09 | 10,54 km/h | 5:41 min/km | 61,700 |
| 212 | 203 | DECOURTIT Frederic | James | M (182.) | H50-59 (52.) | 01:05:09 | 10,53 km/h | 5:41 min/km | 61,990 |
| 213 | 669 | HENDRICKX Pierre | James | M (183.) | H50-59 (53.) | 01:05:20 | 10,51 km/h | 5:42 min/km | 62,280 |
| 214 | 3051 | HANCIAUX Fanny | | F (31.) | F40-49 (6.) | 01:05:22 | 10,50 km/h | 5:42 min/km | 62,570 |
| 215 | 657 | VANHALLE Francois-Xavier | Les Sangliers | M (184.) | H40-49 (43.) | 01:05:26 | 10,49 km/h | 5:43 min/km | 62,870 |
| 216 | 171 | PAGE Thibaut | Je Cours A Incourt | M (185.) | H40-49 (44.) | 01:05:27 | 10,49 km/h | 5:43 min/km | 63,160 |
| 217 | 430 | VERBEEK Jean-Luc | | M (186.) | H60-69 (23.) | 01:05:33 | 10,47 km/h | 5:43 min/km | 63,450 |
| 218 | 3109 | GESHEF Dimitri | | M (187.) | H60-69 (24.) | 01:05:37 | 10,46 km/h | 5:44 min/km | 63,740 |
| 219 | 3020 | DAUCHOT Jean-Luc | Theodo Tempo | M (188.) | H50-59 (54.) | 01:05:43 | 10,45 km/h | 5:44 min/km | 64,040 |
| 220 | 3091 | SADDUL Rohini Shaivy | | F (32.) | F30-39 (7.) | 01:05:51 | 10,42 km/h | 5:45 min/km | 64,330 |
| 221 | 303 | WERRES Marc | | M (189.) | H50-59 (55.) | 01:05:58 | 10,40 km/h | 5:46 min/km | 64,620 |
| 222 | 3107 | BALIAN Emilie | | F (33.) | F30-39 (8.) | 01:06:00 | 10,40 km/h | 5:46 min/km | 64,910 |
| 223 | 3143 | PLANTIER Candice | | F (34.) | F40-49 (7.) | 01:06:20 | 10,35 km/h | 5:47 min/km | 65,200 |
| 224 | 731 | BARBIER Ingrid | | F (35.) | F40-49 (8.) | 01:06:23 | 10,34 km/h | 5:48 min/km | 65,500 |
| 225 | 3133 | THIRIONET Olivier | | M (190.) | H20-29 (28.) | 01:06:29 | 10,32 km/h | 5:48 min/km | 65,790 |
| 226 | 1398 | TILMAN Gustave | Neant | M (191.) | H70 & + (6.) | 01:06:35 | 10,31 km/h | 5:49 min/km | 66,080 |
| 227 | 1598 | POELMAN Laure | | F (36.) | F30-39 (9.) | 01:06:39 | 10,30 km/h | 5:49 min/km | 66,370 |
| 228 | 226 | DE MOOR Rudi Georges | | M (192.) | H60-69 (25.) | 01:06:50 | 10,27 km/h | 5:50 min/km | 66,670 |
| 229 | 1027 | WILLIOT Chantal | James | F (37.) | F50-59 (9.) | 01:06:53 | 10,26 km/h | 5:50 min/km | 66,960 |
| 230 | 3110 | VANGENECHTEN Serge | Cepal | M (193.) | H60-69 (26.) | 01:06:55 | 10,26 km/h | 5:50 min/km | 67,250 |
| 231 | 89 | LECOCQ Michele | | F (38.) | F50-59 (10.) | 01:06:55 | 10,26 km/h | 5:50 min/km | 67,540 |
| 232 | 1094 | BANNER Carol | Jcpmf Msg | F (39.) | F50-59 (11.) | 01:06:58 | 10,25 km/h | 5:51 min/km | 67,840 |
| 233 | 282 | DEWAEEL Philippe | James | M (194.) | H70 & + (7.) | 01:07:00 | 10,25 km/h | 5:51 min/km | 68,130 |
| 234 | 1620 | CAVIGNAC Guy | James | M (195.) | H50-59 (56.) | 01:07:00 | 10,25 km/h | 5:51 min/km | 68,420 |
| 235 | 220 | LIESSE Jacqueline | James | F (40.) | F70 & + (2.) | 01:07:03 | 10,24 km/h | 5:51 min/km | 68,710 |
| 236 | 1499 | DE BACKER Isadora | | F (41.) | F50-59 (12.) | 01:07:04 | 10,23 km/h | 5:51 min/km | 69,010 |
| 237 | 3040 | FLAHAUX Anouk | | F (42.) | F20-29 (9.) | 01:07:08 | 10,22 km/h | 5:52 min/km | 69,300 |
| 238 | 3127 | BOVENRADE Martin | | M (196.) | H20-29 (29.) | 01:07:29 | 10,17 km/h | 5:53 min/km | 69,590 |
| 239 | 3069 | MAIRESSE Noemie | Nac | F (43.) | F20-29 (10.) | 01:07:37 | 10,15 km/h | 5:54 min/km | 69,880 |
| 240 | 3114 | BADART Marc | Usbw | M (197.) | H60-69 (27.) | 01:07:38 | 10,15 km/h | 5:54 min/km | 70,180 |
| 241 | 683 | DE FRU Delphine | Jcpmf Braine | F (44.) | F40-49 (9.) | 01:07:41 | 10,14 km/h | 5:54 min/km | 70,470 |
| 242 | 3138 | DE SCHAETZEN David | | M (198.) | H40-49 (45.) | 01:07:49 | 10,12 km/h | 5:55 min/km | 70,760 |
| 243 | 1852 | VERHAS Nancy | Joggans | F (45.) | F40-49 (10.) | 01:07:54 | 10,11 km/h | 5:56 min/km | 71,050 |

Nombre de classés : 342

Nombre d'inscrits : 359

contact@goaltiming.be

www.goaltiming.be

7/11

Jogging de Gentinnes

11.44 km



| Pl. | Dossard | Nom Prénom | Club | M/F | Catég. | Temps | Vitesse | Allure | Points |
|-----|---------|-------------------------|----------------------|----------|---------------|----------|------------|-------------|--------|
| 244 | 3039 | FABRY Françoise | | F (46.) | F40-49 (11.) | 01:08:02 | 10,09 km/h | 5:56 min/km | 71,350 |
| 245 | 1488 | POLOME Alain | | M (199.) | H60-69 (28.) | 01:08:22 | 10,04 km/h | 5:58 min/km | 71,640 |
| 246 | 224 | DEJONGHE Jean-Paul | James | M (200.) | H70 & + (8.) | 01:08:29 | 10,02 km/h | 5:59 min/km | 71,930 |
| 247 | 1405 | LACROIX Patrick | | M (201.) | H60-69 (29.) | 01:08:43 | 9,99 km/h | 6:00 min/km | 72,220 |
| 248 | 739 | DEGRAEVE Hilde | Run4villers | F (47.) | F60-69 (2.) | 01:08:55 | 9,96 km/h | 6:01 min/km | 72,510 |
| 249 | 3126 | ROUSSEAU Sebastien | Run Together Chastre | M (202.) | H40-49 (46.) | 01:09:00 | 9,95 km/h | 6:01 min/km | 72,810 |
| 250 | 105 | TIREZ Estelle | Cepal | F (48.) | F60-69 (3.) | 01:09:19 | 9,90 km/h | 6:03 min/km | 73,100 |
| 251 | 964 | DEBEUF Stephane | Csf | M (203.) | H50-59 (57.) | 01:09:28 | 9,88 km/h | 6:04 min/km | 73,390 |
| 252 | 1472 | POTTEN Clemence | | F (49.) | F20-29 (11.) | 01:09:33 | 9,87 km/h | 6:04 min/km | 73,680 |
| 253 | 69 | DE MEESTER Thierry | | M (204.) | H50-59 (58.) | 01:09:34 | 9,87 km/h | 6:04 min/km | 73,980 |
| 254 | 3002 | ALTERMAN Benoit | | M (205.) | H40-49 (47.) | 01:09:39 | 9,86 km/h | 6:05 min/km | 74,270 |
| 255 | 1565 | WARIN Patricia | We Run Togheter | F (50.) | F50-59 (13.) | 01:09:47 | 9,84 km/h | 6:06 min/km | 74,560 |
| 256 | 3056 | HUBERT Gaele | | F (51.) | F40-49 (12.) | 01:09:53 | 9,82 km/h | 6:06 min/km | 74,850 |
| 257 | 538 | FEYS Laurent | Runner Chastre | M (206.) | H40-49 (48.) | 01:10:00 | 9,80 km/h | 6:07 min/km | 75,150 |
| 258 | 3024 | DEKEYSER Xavier | | M (207.) | H40-49 (49.) | 01:10:02 | 9,80 km/h | 6:07 min/km | 75,440 |
| 259 | 3057 | LEEMANS Mathieu | | M (208.) | H40-49 (50.) | 01:10:02 | 9,80 km/h | 6:07 min/km | 75,730 |
| 260 | 278 | ROZENBLAT Stephane | Nac-Rcabw | M (209.) | H50-59 (59.) | 01:10:13 | 9,78 km/h | 6:08 min/km | 76,020 |
| 261 | 1689 | PEDERSEN Pierre | | M (210.) | H40-49 (51.) | 01:10:17 | 9,77 km/h | 6:08 min/km | 76,320 |
| 262 | 284 | LAMBERT Oli | | M (211.) | H50-59 (60.) | 01:10:20 | 9,76 km/h | 6:08 min/km | 76,610 |
| 263 | 1330 | CORTVRIINT Michel | | M (212.) | H70 & + (9.) | 01:10:21 | 9,76 km/h | 6:08 min/km | 76,900 |
| 264 | 3094 | STUKKENS Yvan | | M (213.) | H40-49 (52.) | 01:10:23 | 9,75 km/h | 6:09 min/km | 77,190 |
| 265 | 1719 | VAN CAENEGHEM Virginie | Ynra Chastre | F (52.) | F50-59 (14.) | 01:10:33 | 9,73 km/h | 6:09 min/km | 77,490 |
| 266 | 268 | MIESSE Dany | Jc Estinnes | M (214.) | H60-69 (30.) | 01:10:45 | 9,70 km/h | 6:11 min/km | 77,780 |
| 267 | 237 | GROSSEN Yves | Tendons Detendus | M (215.) | H70 & + (10.) | 01:10:52 | 9,69 km/h | 6:11 min/km | 78,070 |
| 268 | 3101 | VERECKEN Julien | | M (216.) | H20-29 (30.) | 01:10:53 | 9,68 km/h | 6:11 min/km | 78,360 |
| 269 | 929 | MISKO Patrick | Wprc | M (217.) | H60-69 (31.) | 01:10:53 | 9,68 km/h | 6:11 min/km | 78,660 |
| 270 | 271 | SYMONS Petro | | M (218.) | H60-69 (32.) | 01:11:01 | 9,67 km/h | 6:12 min/km | 78,950 |
| 271 | 3075 | MASSART Emeline | | F (53.) | F20-29 (12.) | 01:11:05 | 9,66 km/h | 6:12 min/km | 79,240 |
| 272 | 433 | BRAMS Hugues | James | M (219.) | H50-59 (61.) | 01:11:06 | 9,65 km/h | 6:12 min/km | 79,530 |
| 273 | 3080 | NILLES Marie | | F (54.) | F30-39 (10.) | 01:11:07 | 9,65 km/h | 6:12 min/km | 79,820 |
| 274 | 3053 | HAYETTE Christophe | Rcbt | M (220.) | H30-39 (31.) | 01:11:07 | 9,65 km/h | 6:12 min/km | 80,120 |
| 275 | 3067 | LONGVAL Florence | Uac | F (55.) | F50-59 (15.) | 01:11:27 | 9,61 km/h | 6:14 min/km | 80,410 |
| 276 | 945 | COUTELLIER Marie-Louise | Esm | F (56.) | F60-69 (4.) | 01:11:32 | 9,60 km/h | 6:15 min/km | 80,700 |
| 277 | 765 | AUTEQUITTE Benedicte | Ros | F (57.) | F50-59 (16.) | 01:11:34 | 9,59 km/h | 6:15 min/km | 80,990 |
| 278 | 97 | PEEMANS Julie | Cepal | F (58.) | F40-49 (13.) | 01:11:34 | 9,59 km/h | 6:15 min/km | 81,290 |

Nombre de classés : 342

Nombre d'inscrits : 359

contact@goaltiming.be

www.goaltiming.be

8/11

Jogging de Gentinnes

11.44 km



| Pl. | Dossard | Nom Prénom | Club | M/F | Catég. | Temps | Vitesse | Allure | Points |
|-----|---------|-----------------------|---------------|----------|---------------|----------|-----------|-------------|--------|
| 279 | 486 | BODEUX Claire | James | F (59.) | F50-59 (17.) | 01:11:36 | 9,59 km/h | 6:15 min/km | 81,580 |
| 280 | 1165 | GONZALEZ Silvia | James | F (60.) | F40-49 (14.) | 01:11:56 | 9,54 km/h | 6:17 min/km | 81,870 |
| 281 | 13 | POULAIN Roland | | M (221.) | H70 & + (11.) | 01:12:31 | 9,47 km/h | 6:20 min/km | 82,160 |
| 282 | 3105 | ZSOMBIK Priscillia | Jet | F (61.) | F30-39 (11.) | 01:12:45 | 9,43 km/h | 6:21 min/km | 82,460 |
| 283 | 956 | DIAZ RODRIGUEZ Sandra | Les Zamis | F (62.) | F40-49 (15.) | 01:13:12 | 9,38 km/h | 6:23 min/km | 82,750 |
| 284 | 362 | HEYMANS Valerie | James | F (63.) | F50-59 (18.) | 01:13:23 | 9,35 km/h | 6:24 min/km | 83,040 |
| 285 | 1738 | STROMMINGER Mildred | | F (64.) | F40-49 (16.) | 01:13:38 | 9,32 km/h | 6:26 min/km | 83,330 |
| 286 | 1477 | PIERART Jerome | Ttb | M (222.) | H40-49 (53.) | 01:13:39 | 9,32 km/h | 6:26 min/km | 83,630 |
| 287 | 646 | LACROIX Florence | James | F (65.) | F40-49 (17.) | 01:13:46 | 9,30 km/h | 6:26 min/km | 83,920 |
| 288 | 11 | GROGNET Sonia | James | F (66.) | F60-69 (5.) | 01:13:46 | 9,30 km/h | 6:26 min/km | 84,210 |
| 289 | 1468 | EHLINGER Alain | | M (223.) | H70 & + (12.) | 01:13:50 | 9,30 km/h | 6:27 min/km | 84,500 |
| 290 | 12 | VASCONCELLOS Claudia | Rcb | F (67.) | F60-69 (6.) | 01:13:55 | 9,29 km/h | 6:27 min/km | 84,800 |
| 291 | 1507 | ROBIN Nicolas | Jcpmf Braine | M (224.) | H15-19 (5.) | 01:14:02 | 9,27 km/h | 6:28 min/km | 85,090 |
| 292 | 1622 | TISSAOUI Selim | | M (225.) | H50-59 (62.) | 01:14:32 | 9,21 km/h | 6:30 min/km | 85,380 |
| 293 | 389 | MALAISE Amandine | Rcb | F (68.) | F30-39 (12.) | 01:14:39 | 9,19 km/h | 6:31 min/km | 85,670 |
| 294 | 3027 | DEMEZ Laure | | F (69.) | F50-59 (19.) | 01:14:48 | 9,18 km/h | 6:32 min/km | 85,960 |
| 295 | 3048 | GOLLIER Françoise | | F (70.) | F50-59 (20.) | 01:14:54 | 9,17 km/h | 6:32 min/km | 86,260 |
| 296 | 1830 | DEVRESSE Christophe | Jcpmf Msg | M (226.) | H60-69 (33.) | 01:14:55 | 9,16 km/h | 6:32 min/km | 86,550 |
| 297 | 1511 | LAMY Eric | James | M (227.) | H60-69 (34.) | 01:15:05 | 9,14 km/h | 6:33 min/km | 86,840 |
| 298 | 288 | PANNEELS Jean Jacques | Ros | M (228.) | H70 & + (13.) | 01:15:13 | 9,13 km/h | 6:34 min/km | 87,130 |
| 299 | 53 | COOSEMANS Isabelle | J.e.t | F (71.) | F40-49 (18.) | 01:15:13 | 9,13 km/h | 6:34 min/km | 87,430 |
| 300 | 1156 | CARDOEN Stephane | Ynra Chastre | M (229.) | H40-49 (54.) | 01:15:34 | 9,08 km/h | 6:36 min/km | 87,720 |
| 301 | 692 | HOMBRAIN Jean-Marc | Les Sangliers | M (230.) | H50-59 (63.) | 01:15:44 | 9,06 km/h | 6:37 min/km | 88,010 |
| 302 | 115 | BAIKRICH Guy | Rcb | M (231.) | H70 & + (14.) | 01:15:45 | 9,06 km/h | 6:37 min/km | 88,300 |
| 303 | 460 | CORNELIS Brigitte | Riwa | F (72.) | F50-59 (21.) | 01:16:03 | 9,03 km/h | 6:38 min/km | 88,600 |
| 304 | 461 | VAN LAETHEM Guy | Riwa | M (232.) | H50-59 (64.) | 01:16:04 | 9,02 km/h | 6:38 min/km | 88,890 |
| 305 | 3103 | WILMET Stephanie | | F (73.) | F40-49 (19.) | 01:16:11 | 9,01 km/h | 6:39 min/km | 89,180 |
| 306 | 176 | RENDERS Luc | Jcai | M (233.) | H50-59 (65.) | 01:16:25 | 8,98 km/h | 6:40 min/km | 89,470 |
| 307 | 3014 | COLIN Emile | | M (234.) | H60-69 (35.) | 01:16:26 | 8,98 km/h | 6:40 min/km | 89,770 |
| 308 | 434 | HOCK Françoise | James | F (74.) | F50-59 (22.) | 01:16:32 | 8,97 km/h | 6:41 min/km | 90,060 |
| 309 | 3030 | DEWANDRE Eleonore | | F (75.) | F30-39 (13.) | 01:16:37 | 8,96 km/h | 6:41 min/km | 90,350 |
| 310 | 3118 | COLLIN Caroline | Riwa | F (76.) | F40-49 (20.) | 01:16:52 | 8,93 km/h | 6:43 min/km | 90,640 |
| 311 | 3140 | VANDEVELDE Sylvie | | F (77.) | F40-49 (21.) | 01:17:16 | 8,88 km/h | 6:45 min/km | 90,940 |
| 312 | 3077 | MONSEU Kathleen | | F (78.) | F40-49 (22.) | 01:17:17 | 8,88 km/h | 6:45 min/km | 91,230 |
| 313 | 1835 | POSTI Jocelyne | Axa Team | F (79.) | F60-69 (7.) | 01:17:41 | 8,84 km/h | 6:47 min/km | 91,520 |

Nombre de classés : 342

Nombre d'inscrits : 359

contact@goaltiming.be

www.goaltiming.be

9/11

Jogging de Gentinnes

11.44 km



| Pl. | Dossard | Nom Prénom | Club | M/F | Catég. | Temps | Vitesse | Allure | Points |
|-----|---------|-------------------------|----------------------|----------|---------------|----------|-----------|-------------|---------|
| 314 | 3134 | COOREVITS Geert | Axa Team | M (235.) | H50-59 (66.) | 01:17:42 | 8,83 km/h | 6:47 min/km | 91,810 |
| 315 | 330 | VELGHE Claude | Neant | M (236.) | H50-59 (67.) | 01:18:05 | 8,79 km/h | 6:49 min/km | 92,110 |
| 316 | 123 | DENIS Sabine | | F (80.) | F50-59 (23.) | 01:18:12 | 8,78 km/h | 6:50 min/km | 92,400 |
| 317 | 3068 | MABILLE Sebastien | | M (237.) | H40-49 (55.) | 01:18:20 | 8,76 km/h | 6:50 min/km | 92,690 |
| 318 | 3072 | MARTIN Laurence | | F (81.) | F40-49 (23.) | 01:18:37 | 8,73 km/h | 6:52 min/km | 92,980 |
| 319 | 3029 | DEVILLERS Virginie | | F (82.) | F40-49 (24.) | 01:19:05 | 8,68 km/h | 6:54 min/km | 93,270 |
| 320 | 3145 | ROGIER Anne | | F (83.) | F40-49 (25.) | 01:19:05 | 8,68 km/h | 6:54 min/km | 93,570 |
| 321 | 339 | BINARD Caroline | James | F (84.) | F40-49 (26.) | 01:19:06 | 8,68 km/h | 6:54 min/km | 93,860 |
| 322 | 919 | DE BOE Anne | Wprc | F (85.) | F60-69 (8.) | 01:19:36 | 8,62 km/h | 6:57 min/km | 94,150 |
| 323 | 3064 | LEONARD Olivier | | M (238.) | H50-59 (68.) | 01:20:01 | 8,58 km/h | 6:59 min/km | 94,440 |
| 324 | 1616 | REY Nancy | Tribe | F (86.) | F50-59 (24.) | 01:20:07 | 8,57 km/h | 7:00 min/km | 94,740 |
| 325 | 965 | ZUMBULTAS Meleck | | F (87.) | F40-49 (27.) | 01:20:30 | 8,53 km/h | 7:02 min/km | 95,030 |
| 326 | 921 | GILSON Sophie | Wprc | F (88.) | F40-49 (28.) | 01:20:41 | 8,51 km/h | 7:03 min/km | 95,320 |
| 327 | 3044 | GILAIN Isabelle | | F (89.) | F40-49 (29.) | 01:20:49 | 8,49 km/h | 7:03 min/km | 95,610 |
| 328 | 338 | DUVIVIER Christine | James | F (90.) | F50-59 (25.) | 01:20:51 | 8,49 km/h | 7:04 min/km | 95,910 |
| 329 | 289 | VANHUFFELEN Josseline | Ros | F (91.) | F60-69 (9.) | 01:21:12 | 8,45 km/h | 7:05 min/km | 96,200 |
| 330 | 258 | VANDEN BORRE Emile | Riwa | M (239.) | H70 & + (15.) | 01:21:49 | 8,39 km/h | 7:09 min/km | 96,490 |
| 331 | 3136 | LISSENS Marie-Christine | Axa Team | F (92.) | F50-59 (26.) | 01:21:52 | 8,38 km/h | 7:09 min/km | 96,780 |
| 332 | 113 | SECRET Laurence | James | F (93.) | F50-59 (27.) | 01:22:39 | 8,31 km/h | 7:13 min/km | 97,080 |
| 333 | 276 | GAIGNAGE Isabelle | Nac-Rcabw | F (94.) | F50-59 (28.) | 01:24:00 | 8,17 km/h | 7:20 min/km | 97,370 |
| 334 | 3033 | DOIGNIES Yves | | M (240.) | H50-59 (69.) | 01:24:07 | 8,16 km/h | 7:21 min/km | 97,660 |
| 335 | 22 | DENIS Marcel | | M (241.) | H70 & + (16.) | 01:25:58 | 7,98 km/h | 7:30 min/km | 97,950 |
| 336 | 3095 | TAYMANS Nathalie | | F (95.) | F50-59 (29.) | 01:26:07 | 7,97 km/h | 7:31 min/km | 98,250 |
| 337 | 813 | MORTIER Frederic | Cace | M (242.) | H40-49 (56.) | 01:26:56 | 7,90 km/h | 7:35 min/km | 98,540 |
| 338 | 797 | COPPENS Philippe | Run4villers | M (243.) | H60-69 (36.) | 01:31:58 | 7,46 km/h | 8:02 min/km | 98,830 |
| 339 | 1340 | VOKAR Etienne | Usbw | M (244.) | H70 & + (17.) | 01:32:31 | 7,42 km/h | 8:05 min/km | 99,120 |
| 340 | 117 | FINE Paul | Rcb | M (245.) | H60-69 (37.) | 01:33:20 | 7,35 km/h | 8:09 min/km | 99,420 |
| 341 | 3003 | AUDATE Valentine | Run Together Chastre | F (96.) | F50-59 (30.) | 01:33:43 | 7,32 km/h | 8:11 min/km | 99,710 |
| 342 | 3060 | LENOBLE Anne | Run Together Chastre | F (97.) | F40-49 (30.) | 01:35:26 | 7,19 km/h | 8:20 min/km | 100,000 |
| DNS | 199 | BRIHAYE Valerie | | F () | F50-59 () | | km/h | min/km | 100,000 |
| DNS | 200 | PIROTTE Alain | | M () | H50-59 () | | km/h | min/km | 100,000 |
| DNS | 211 | CHAUFUREAU Marc | | M () | H60-69 () | | km/h | min/km | 100,000 |
| DNS | 263 | DESERRANNO Myriam | James | F () | F60-69 () | | km/h | min/km | 100,000 |
| DNS | 341 | LEFEBVRE Marine | | F () | F30-39 () | | km/h | min/km | 100,000 |
| DNS | 913 | BIDAINE Luc | Wprc | M () | H60-69 () | | km/h | min/km | 100,000 |

Nombre de classés : 342

Nombre d'inscrits : 359

contact@goaltiming.be












www.goaltiming.be

10/11

Jogging de Gentinnes

11.44 km



| Pl. | Dossard | Nom Prénom | Club | M/F | Catég. | Temps | Vitesse | Allure | Points |
|-----|---------|--|----------------------|------|-----------|-------|---------|--------|---------|
| DNS | 923 |  LACKNER Sandrine | Wprc | F () | F40-49 () | | km/h | min/km | 100,000 |
| DNS | 1049 |  DE CLERCK Yves | Je Cours A Incourt | M () | H50-59 () | | km/h | min/km | 100,000 |
| DNS | 1294 |  VERBRUGGEN Edwin | Nac-Rcabw | M () | H30-39 () | | km/h | min/km | 100,000 |
| DNS | 1702 |  WAUCQUEZ Marie | | F () | F30-39 () | | km/h | min/km | 100,000 |
| DNS | 1797 |  DECORTE Benoit | | M () | H40-49 () | | km/h | min/km | 100,000 |
| DNS | 3006 |  CAUDRON-CZUPRYNA Catherine | Run Together Chastre | F () | F50-59 () | | km/h | min/km | 100,000 |
| DNS | 3023 |  DEGREG Thomas | James | M () | H20-29 () | | km/h | min/km | 100,000 |
| DNS | 3050 |  GRAZIANO Lolita | | F () | F30-39 () | | km/h | min/km | 100,000 |
| DNS | 3054 |  HAYEZ Thomas | | M () | H20-29 () | | km/h | min/km | 100,000 |
| DNS | 3058 |  LEEMANS Sylviane | | F () | F40-49 () | | km/h | min/km | 100,000 |
| DNS | 3063 |  LENOBLE Julie | | F () | F20-29 () | | km/h | min/km | 100,000 |